

Jingle Bears

user manual



operating instruction

Power on/off operation

1. Power on: Press and hold the "on/off" button on the back for three seconds, and your eyes will light up to successfully power on.
2. Shutdown: Press and hold the "On/Off" button on the back for three seconds, and the eyes will turn off to successfully shut down.

Network Configuration OR re-networking

re-networking: Click three times



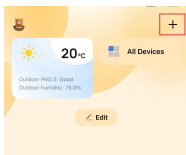
APP Download and Use

1. Search for Jingle Bears on Google Play or Apple App Store.
2. After entering the App, follow the Jingle Bears prompts accordingly.
3. You can adjust the volume and character of the Jingle Bears through the app.

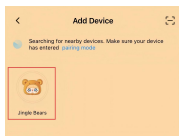
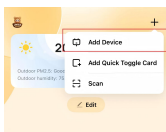


Network Configuration

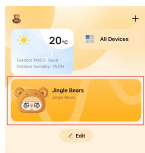
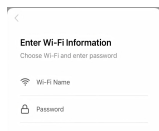
1. Turn on your phone's WiFi and connect it in advance (WiFi password is required for the subsequent network configuration process), And confirm that the WiFi name is in the 2.4G frequency band (usually routers support 2.4G, such as "Only 5G WiFi" or "2.4G and 5G WiFi with the same name" are not supported)
2. Turn on the device and enter the Jingle Bears APP
3. Enter the app and click "+" in the upper right corner of the home page



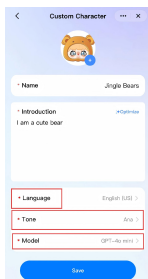
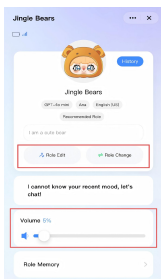
4. Click "Add Device"
5. Connect your product to Jingle Bears



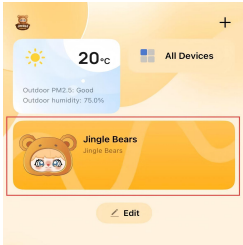
6. Connect to the same network as the phone
7. Click to enter edit mode



9. Can adjust volume or edit/switch roles
10. Enter the editing role to switch between language, tone, and model



Precautions for Use

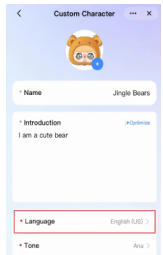
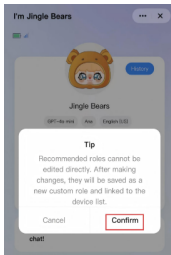
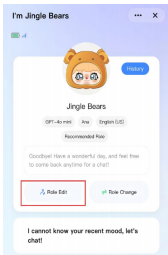


The default conversational language of the product is English. Users are advised to change the language according to their region for a better product experience

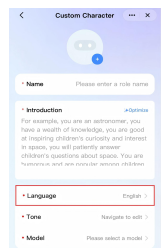
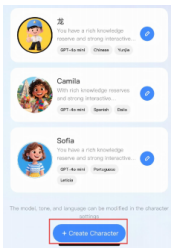
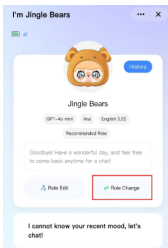
Click to enter edit mode

You have two ways to change the language:

1. Select "Role Edit" and then modify the language for existing character
2. Select "role change" and click "create character" to create a new character with the desired language configuration



Click to enter Role Edit, click Confirm, and then select the language to change




Click to enter Role Change, then click create character, select the language to change and create a new character

Product usage instructions

Long press the power button for 4 seconds and wait for the device to power on.

Press the power button three times in quick succession to re-enter the network configuration modes.



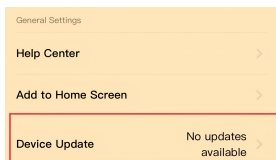
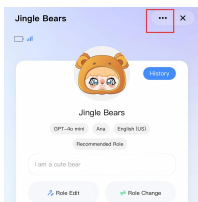
Dialogue mode: Successfully connected to the network, Automatic enter conversation mode. Shortly press the button on the left ear of the bear to restart or pause the conversation. The wake-up command for the conversation is "Hey Tuya".



kindly reminder : Placing products too high or too low from the sound source, placing products near the wall or corner, and using dialects may affect the wake-up and recognition performance of products.

Equipment update steps

1. After successfully connecting to the network, click on the product details page
2. Scroll down to find the device upgrade



Charging and storage

Charging requirements

1. Connect the charging cable to the charging interface of this product, and use a standard charger with rated value of 5V2A and CCC certification (must be purchased separately) to charge this product.
2. It usually takes about 6 hours to fully charge (it may vary slightly depending on various factors).
3. During charging, the light on the right side of Type-C charging interface turns red to indicate charging, and the light turns green to indicate charging completion.
4. Do not charge continuously for more than 8 hours. Ensure that someone is present when charging. Do not charge when going out or leaving for a long time.

Storage precautions

Do not use, store or charge in direct sunlight, near heat source or high temperature environment. Please keep the product in a cool and dry place.

Safety and cleanliness

Safety precautions

1. This product contains a lithium battery. Please operate within the temperature range of 0°C to 40°C. Avoid placing it in extreme heat environments. Keep away from fire sources or other heat-generating items. Do not allow it to come into contact with open flames, and strictly avoid impacts, shocks, compression, or punctures. Never disassemble, repair, or modify the device yourself. Ensure the battery is not placed in low-pressure conditions, as this may cause explosions or leakage of flammable liquids and gases.
2. Do not use the charger to charge this product in a humid place (such as a hand washing tub or near the bathroom).
3. Children should be supervised and guided by adults, and the user should assume responsibility for the safety of the user. Before use, check whether the appearance is intact, whether the installation is in place, and whether the machine is running normally. If there is any problem, please contact the after-sales service.

- 4. Please properly handle the packaging of this product to avoid choking accidents caused by contact with infants. Do not use this product or accessories when they are damaged or broken, and do not clean this product during operation or charging.
- 5. Please check this product regularly. If abnormal charging or charging cable is found, stop using it immediately, otherwise there is a risk of leakage, short circuit or fire.

Cleaning Method

- 1. This product is not waterproof, do not wash with water or soak it in water;
- 2. Do not use salt water, hot water and cleaning agents containing irritating ingredients such as bleach, strong acid or alkali
- 3. Please turn off the machine before cleaning. In daily use, a soft cloth dipped in tap water can be used to gently wipe the surface of the plush fabric after being completely wrung out. After cleaning, it is necessary to press the excess water with dry paper towels. After natural drying, the surface of the plush fabric can be cleaned with a small steel comb.
- 4. If you encounter stubborn stains, please contact the official customer service for more cleaning instructions.

product list

Jingle Bears
Type C cable one
An instruction manual

Product Information

product name	Jingle Bears
product model	JB1001
Product material	Fur fabric 100% polyester fiber, filling layer silicone, plastic mechanism, electronic components
product size	23*16*10cm
Charging input	5V 2A
cell voltage	3.7V
maximum power	5W
Type of battery	lithium cell
battery capacity	1000mAH

Disclaimers

Thank you for purchasing Jingle Bears. The content mentioned in this article is related to your safety, legal rights, and responsibilities. This statement may be updated. Please visit the official video account of Jingle Bears or

By using this product, you acknowledge that you have carefully read the Disclaimer and Precautions, and understand, accept, and agree to all terms and conditions of this Disclaimer and Safety Guidelines. You hereby commit to using this product only in appropriate environments for legitimate purposes, and assume full responsibility for its use and any resulting consequences. You agree to comply with these terms, including health and safety requirements, as well as any relevant clauses, policies, and guidelines established by Jingle Bears. Should you cause property damage or personal injury through improper use of the product or violation of safety guidelines, Jingle Bears shall not be held liable for such incidents.

When using third-party products, services, or applications (collectively "Third-Party Content") through Jingle Bears, you must comply with the relevant policies, regulations, and agreements of such third parties. In the event of any conflict between the Third-Party's policies, regulations, or agreements and this Disclaimer, Safety Guidelines, or other content, this Disclaimer, Safety Guidelines, or other content shall prevail. Under no circumstances shall Jingle Bears be deemed the licensor of Third-Party Content, make any representations or warranties regarding Third-Party Content, or assume any liability or obligations for any content or functionality contained in Third-Party Content.

Terms and conditions of after-sales service for Jingle Bears

Special battery reminder

1. The built-in 3.7V battery is not detachable or replaceable. If damaged, contact the service and carry out maintenance.
2. The charger is used by an adult or under the supervision of an adult
3. Check the charger's wires, plugs, casing and other parts regularly for damage. If damage is found, stop using it until it is repaired.
4. Turn off the power and disconnect from the charger when cleaning the product.
5. The product is not sold without the power adapter. If consumers use the power adapter to supply power, they should buy the power adapter with CCC certification and meet the standard requirements.